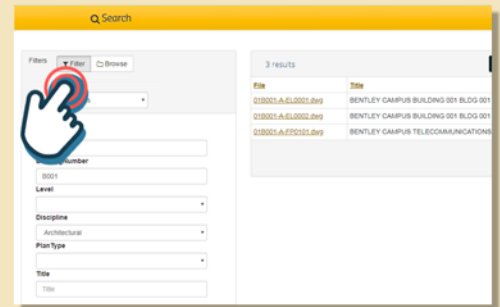
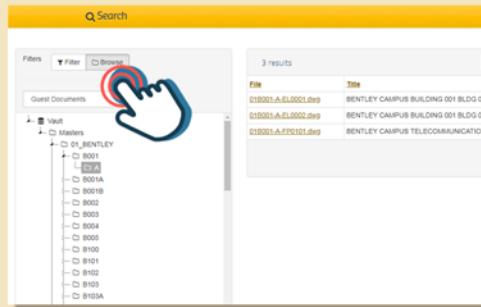
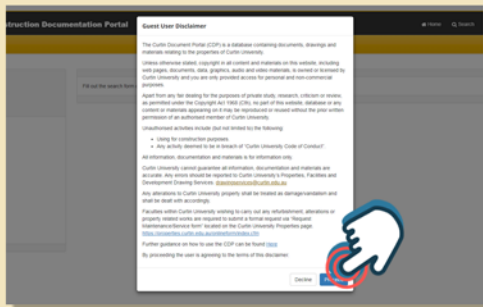


**1** Go to 'https://cdp.curtin.edu.au'

**2** Select the 'Consumer' button

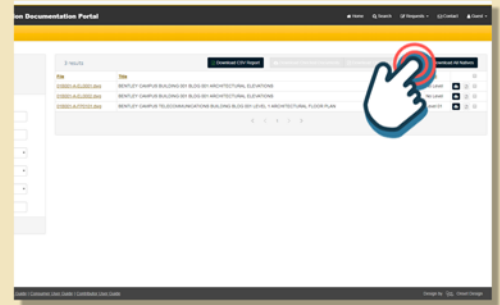
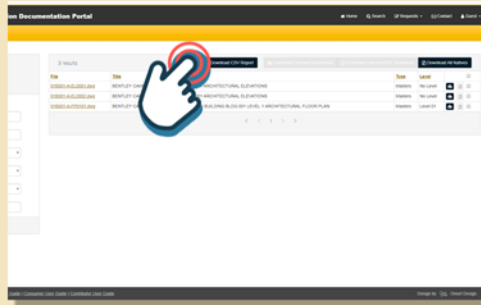
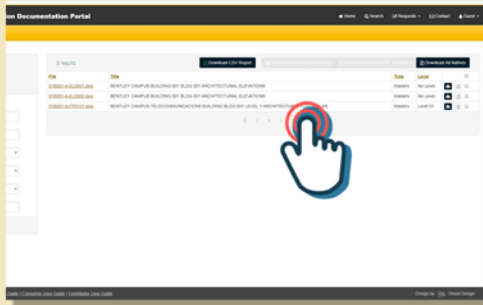
**3** Login Username: Guest  
Login Password: Curtin



**4** Read and 'Approve' the Guest User Disclaimer

**5** Browse the documents available using 'Campus' & 'Building' or;

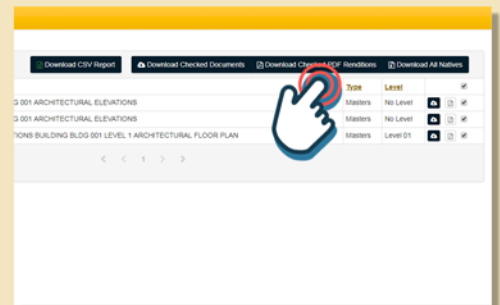
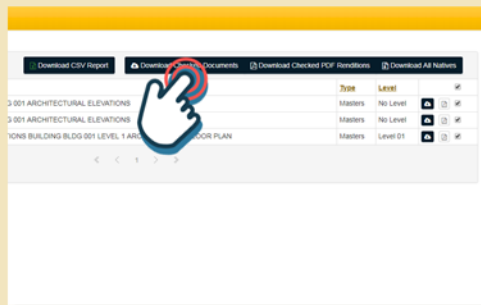
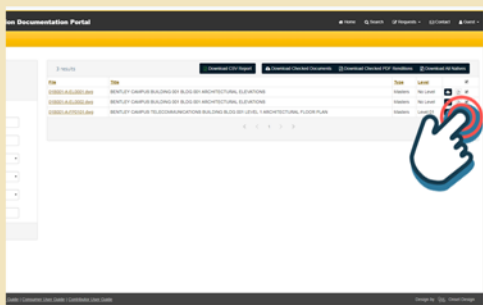
**6** Filter the documents available using the fields and lists



**7** The results are updated in the adjacent window

**8** Download the list of documents as an Excel .CSV file or;

**9** Download the list of documents as AutoCAD .DWG files or;



**10** Select only the relevant documents required and;

**11** Download the documents as AutoCAD .DWG files or;

**12** Download the documents as Adobe .PDF files